
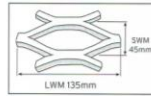

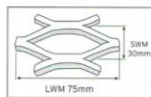


Walk Way Mesh


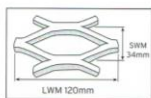
WK 45 Profile



WK 30 Profile



WK 34 Profile



GRIDWALK™(WK) - STEEL										
Mesh Reference	Standard Sheet Sizes (mm)		Nominal Size of Mesh (mm)		Nominal Size of Mesh Opening (mm)		Approx. Strand Size (mm)		Weight Kg/m ²	Overall Height (mm)
	LW	SW	LWM	SWM	LWO	SWO	Width	Thick		
WK4514	*	2000, 3000	135	45	96	32	8.0	5.0	14.0	15.0
WK4519	*	2300, 3000	135	45	96	32	11.0	5.0	19.0	20.5
WK3022	*	2000, 2300, 3000	75	30	53	15	7.8	5.0	22.0	13.0
WK3028	*	2300, 3000	75	30	50	12	10.5	5.0	28.0	15.0
WK3414	*	3000	120	34	85	24	6.4	5.0	14.0	13.0
WK3419	*	3000	120	34	84	23	8.4	5.0	19.0	15.3
WK3422	*	3000	120	34	80	19	9.6	5.0	22.0	18.0
WK3428	*	3000	120	34	80	19	10.4	6.0	28.0	19.0
WK2517	*	2000, 3000	60	25	42	16	5.6	5.0	17.0	11.0
WK2517F	1200	1800	60	25	44	15	5.6	5.0	17.0	5.0
WK1225	1200	3000	30	12	16	5	4.7	2.5	14.0	6.0

*Gridwalk LW Stock Sizes 600, 750, 900 and 1200

Non standard sheet sizes available. Conditions apply

GRIDWALK™(WK) - ALUMINIUM										
WK4505A	1200	3000	135	45	96	32	8.0	5.0	5.0	15.0
WK4507A	1200	3000	135	45	96	32	11.0	5.0	7.0	20.5
WK3007A	1200	3000	75	30	53	15	7.5	5.0	7.0	13.0
WK3010A	1200	3000	75	30	50	12	11.0	5.0	10.0	15.0
WK3012A	1200	3000	75	30	50	12	11.0	6.0	12.0	15.0

LG Code	Bar Size	Cross Bar	Weight kg/m ²
W30A-203 W30B-203	20 x 3	100 50	18.8 21.7
W30A-205 W30B-205	20 x 5	100 50	29.5 32.3
W30A-253 W30B-253	25 x 3	100 50	22.8 25.7
W30A-255 W30B-255	25 x 5	100 50	36.2 39.0
W30A-323 W30B-323	32 x 3	100 50	28.4 31.3
W30A-325 W30B-325	32 x 5	100 50	45.5 48.4
W30A-403 W30B-403	40 x 3	100 50	34.9 37.7
W30A-405 W30B-405	40 x 5	100 50	56.2 59.0
W30A-505 W30B-505	50 x 5	100 50	69.6 72.4
W30A-655	65 x 5	100	91.8

GRATING



Gridforge™ Welded Grating

Welded Grating is a multi purpose grating system suitable for a variety of common industrial applications.

Available in:

- Panels and Stair Treads
- Plain or Serrated
- Untreated mild steel, Hot Dip Galvanised and Black Bitumen Dipped



Preslok™ Grating

Preslok is manufactured using a pressure lock technique which produces a finer aesthetic appearance. Serrated Preslok grating provides superior serrated edge, offering a 100% non-slip surface.

Available in:

- Up to 1200mm wide panels
- Panels and Stair Treads
- Plain or Serrated
- Untreated mild steel, Hot Dip Galvanised and Black Bitumen Dipped



Fibreglass Grating

Moulded fibreglass grating has improved resistance to chemical corrosion over a wide pH range. In addition to a non-slip surface, it is also non-conductive and non-sparking, making it ideal for a wide variety of applications. It is a lightweight alternative to traditional grating.

Available in:

- Panels and Stair Treads
- Type 'I' green (for general chemical corrosion resistance) & Type 'V' yellow (for corrosion resistance to acidic, caustic & solvent environments)

WALKWAY MESH




Gridwalk

Gridwalk is an ideal walkway surface for low cost applications. Its light weight makes it easy to install and handle.

Available in:

- 5 different profiles and open areas
- Steel or Aluminium
- Panels and Stair treads

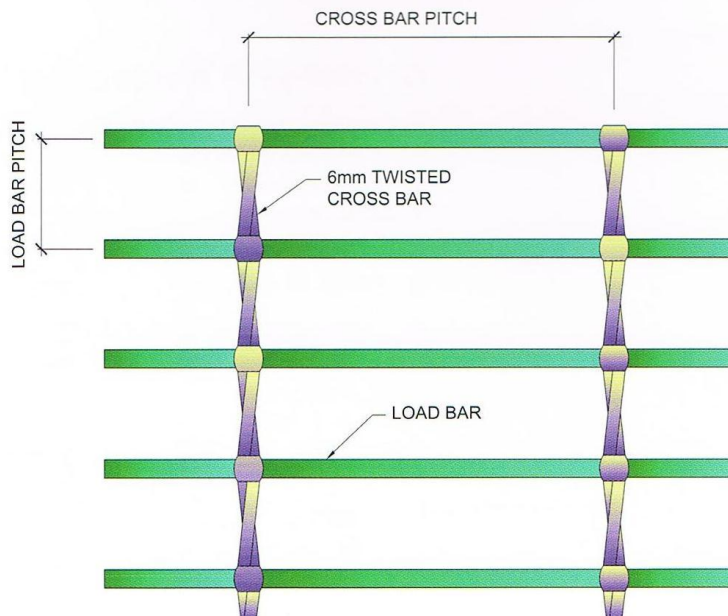


Gripwalk™

Gripwalk offers all the benefits of Gridwalk, with additional non-slip surface. An anti-slip protrusion in each joint offers grip in all directions.

Available in:

- 2 different profiles and open areas; Grip 34 & Grip 45
- Steel or Aluminium
- Panels and Stair treads



LOAD BAR PITCH

W30 Series = 30mm

W40 Series = 40mm

W60 Series = 60mm